

# VISION GROUP

NATIONAL PRIDE • GLOBAL EXCELLENCE

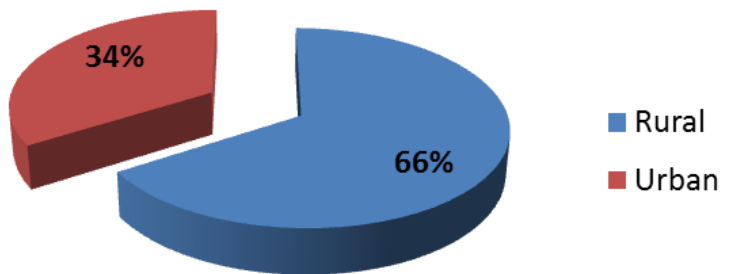
## Opinion Poll REPORT

Prepared for: Editorial  
Date: January 2016

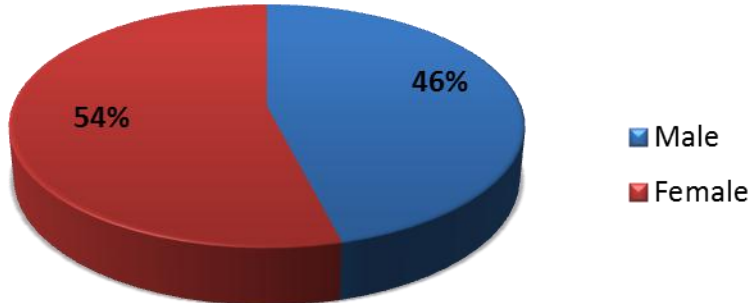
# DEMOGRAPHIC CHARACTERISTICS

All persons that were interviewed in this study said they had National IDs

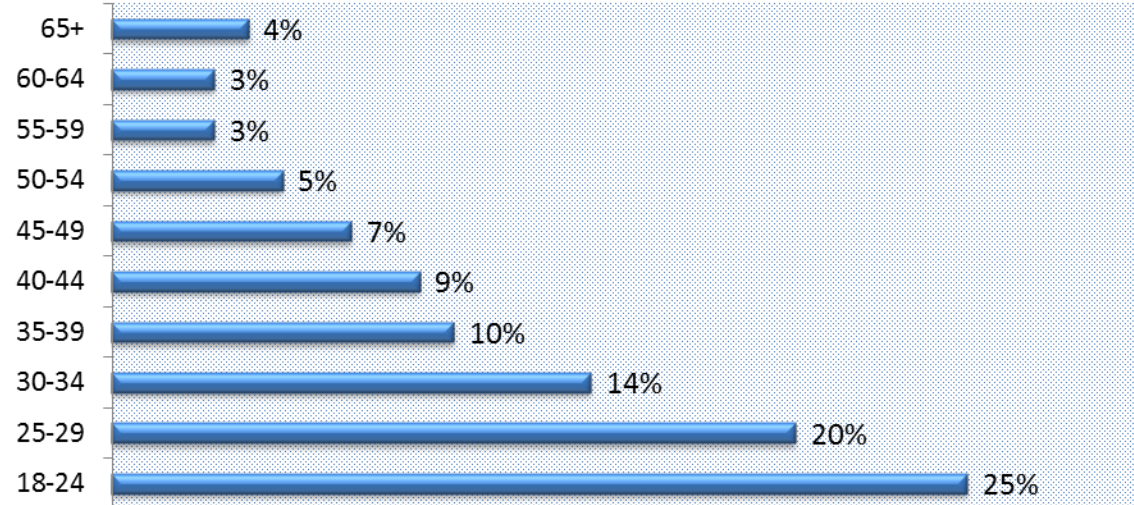
### Social setting (n=6720)



### Gender distribution (n=6720)



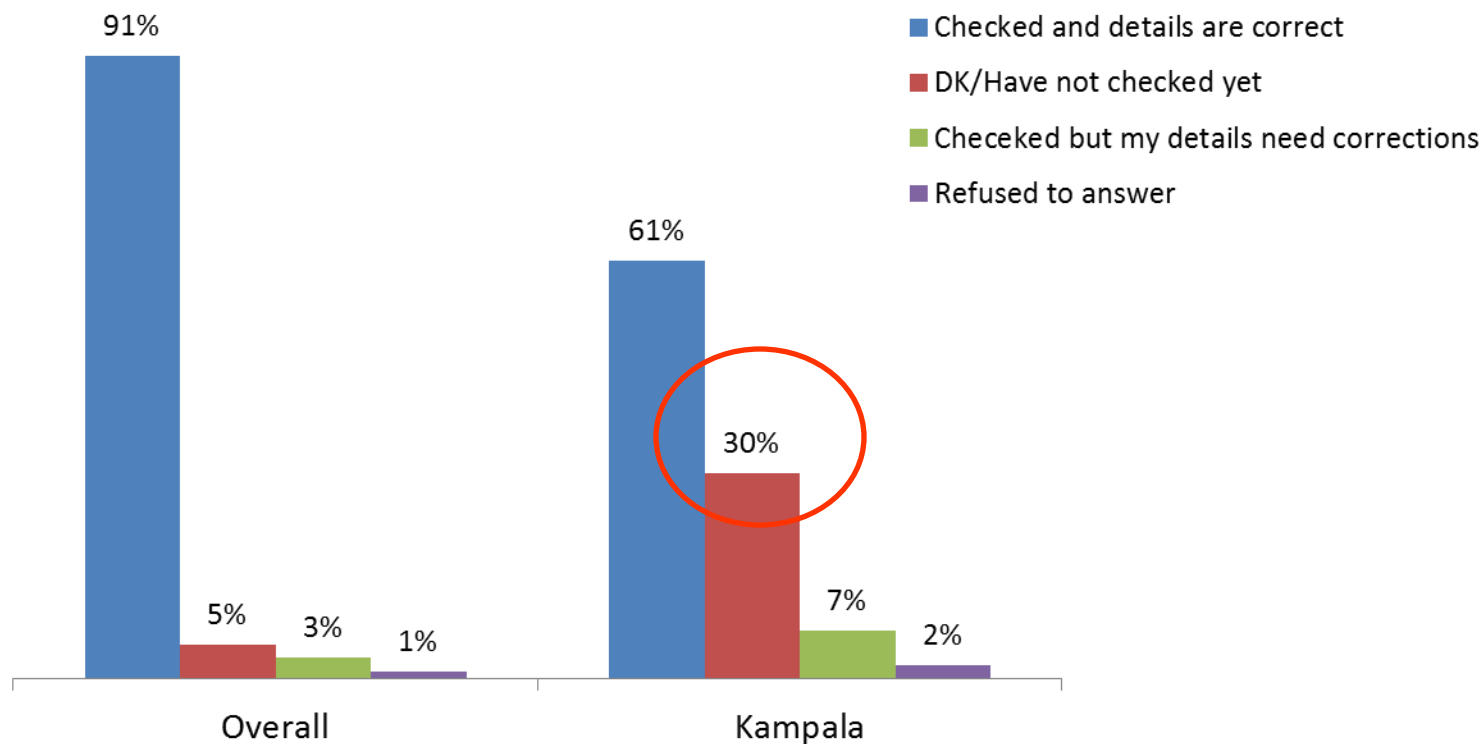
### Age distribution (n=6720)



# VOTABILITY STATUS

97% of all people interviewed said they were going to vote in the coming elections. Kampala and Nakaseke districts had the least proportion of people saying they are going to vote with 91% each with no other district registering less than 95%.

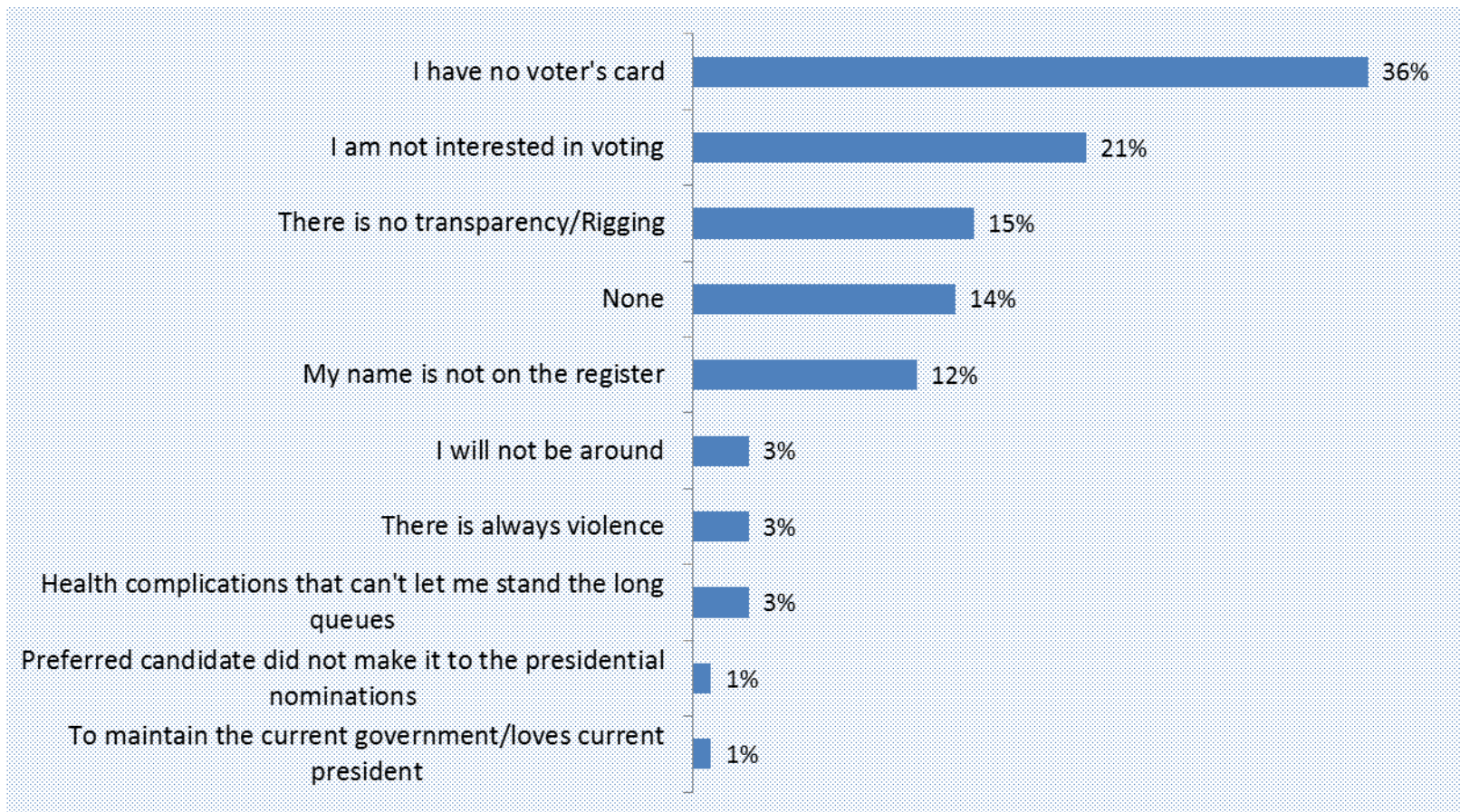
The fact that Kampala has the least proportion of people saying they will vote might even be attributed to them not knowing their *votability* status because they haven't checked their details in the register.



# VOTABILITY STATUS

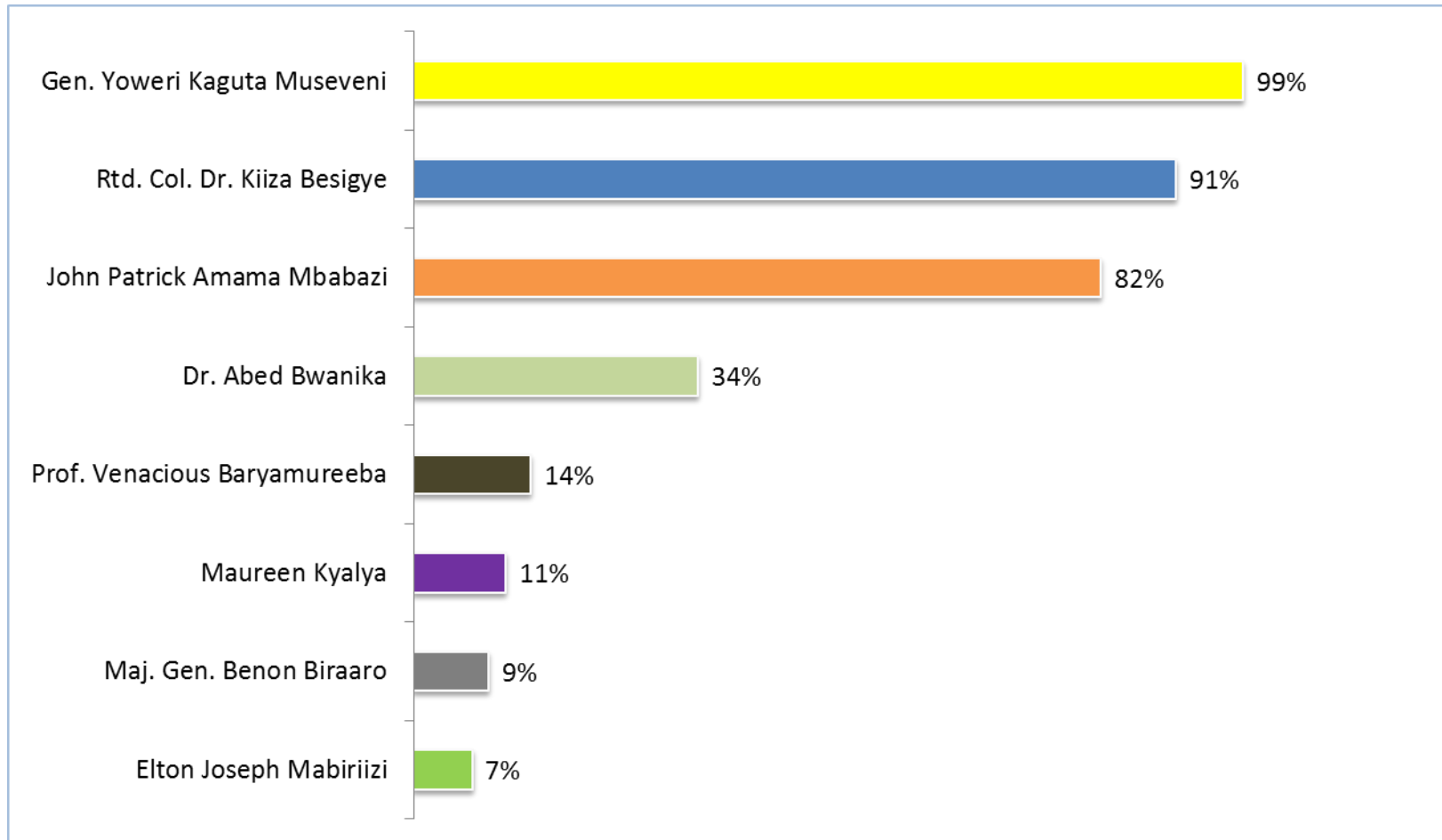
As has been stated 3% of those interviewed said they were not going to vote. 51% of these are females while 49% are males mostly from urban areas.

Below are some of the reasons given for not voting in the coming elections.



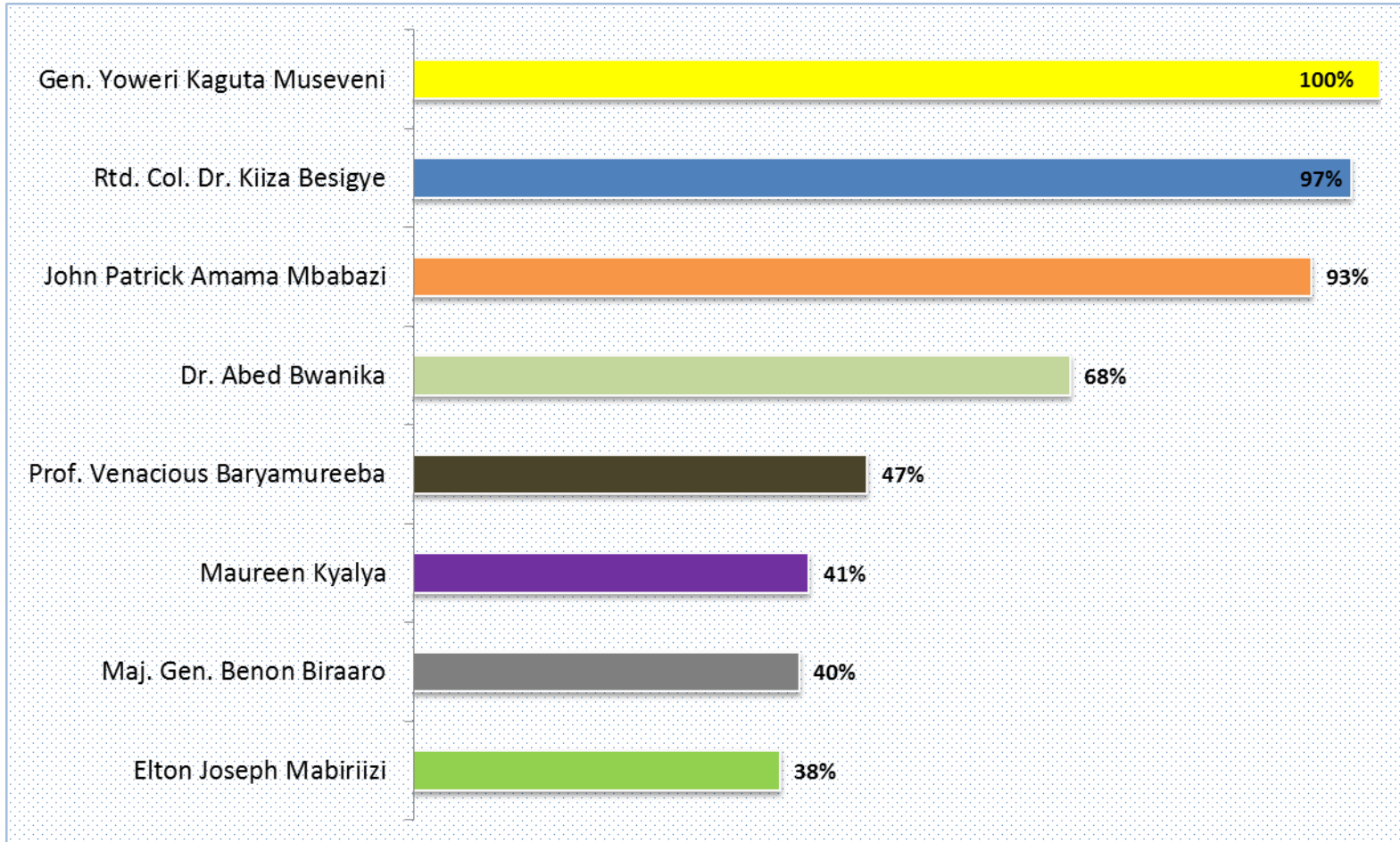
# PRESIDENTIAL CANDIDATES' AWARENESS

Respondents were asked to name as many presidential candidates as they would off head (spontaneously).



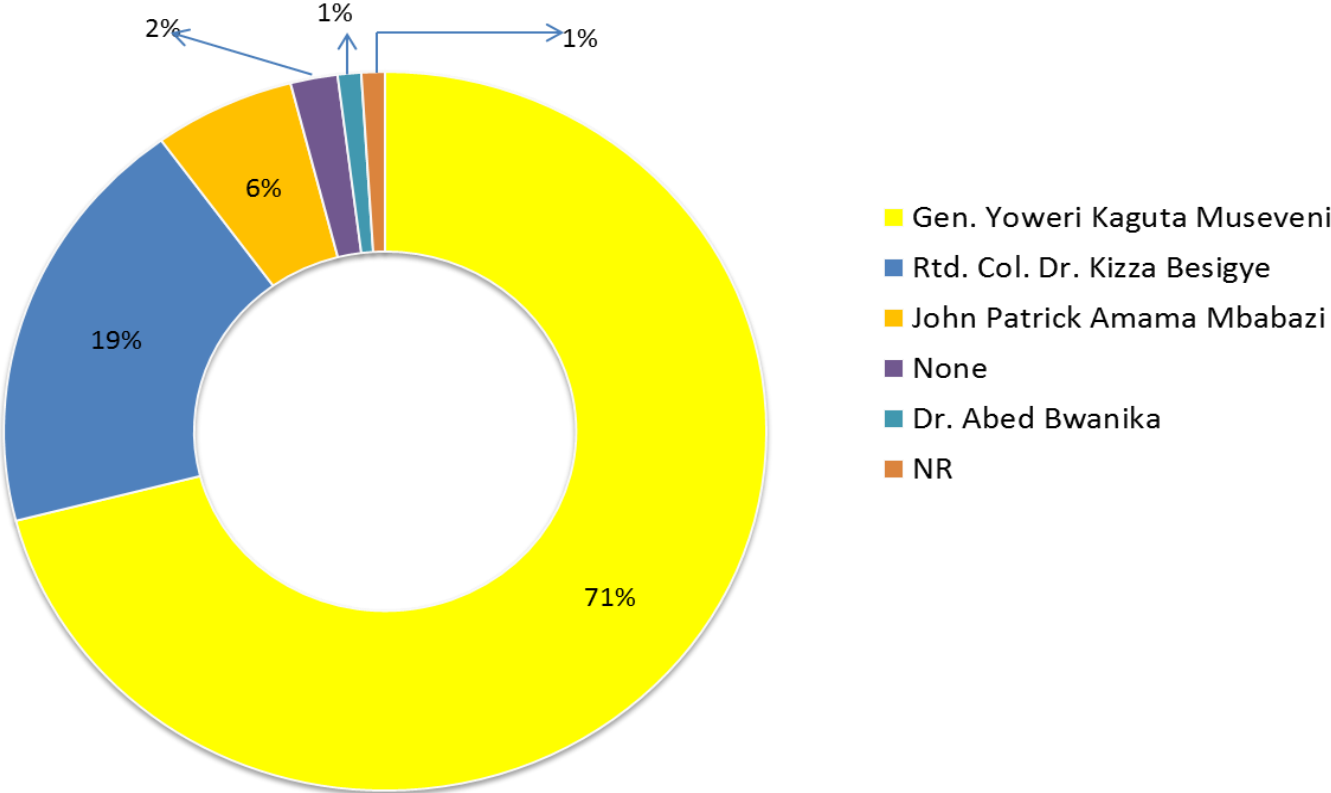
# PRESIDENTIAL CANDIDATES' AWARENESS

The graph below shows the total awareness of all presidential candidates. Here, respondents were prompted if they were aware of any of the candidates they did not mention spontaneously.



# 2016 GENERAL ELECTIONS

If elections were held today, who among the presidential candidates you are aware of would you vote for?



## 2016 GENERAL ELECTIONS

There is a noticeable trend amongst the different age groups and who they would vote for. Besigye and Mbabazi seem to have relatively more support among the younger ones while the difference between the proportion of people saying they would vote for Museveni and them increases as we go in to the older age groups.

Also, Museveni's has got relatively high support among the less educated while his support reduces among those who have attained higher levels of education.

It was also noticed that Museveni registers above 50% of respondents saying they would vote for him in the majority of the districts we visited.

	Kampala	Mukono	Luweero	Nakaseke	Wakiso	Serere	Kanungu	Rukungiri	Hoima
Gen. Yoweri Kaguta Museveni	61%	66%	68%	59%	63%	50%	62%	33%	88%
Rtd. Col. Dr. Kizza Besigye	23%	14%	12%	28%	22%	32%	22%	54%	6%
John Patrick Amama Mbabazi	6%	9%	8%	7%	8%	14%	16%	8%	3%
None	0%	3%	5%	1%	1%	0%	0%	5%	1%
Dr. Abed Bwanika	4%	0%	3%	0%	4%	0%	0%	0%	0%
NR	0%	6%	3%	4%	1%	2%	0%	0%	0%
Prof. Venancio Baryamureeba	0%	0%	0%	0%	0%	0%	0%	0%	0%
Maj. Gen. Benon Biraaro	0%	0%	0%	0%	0%	1%	0%	0%	0%
Maureen Kyalya	2%	1%	1%	0%	0%	1%	0%	0%	0%
Joseph Mabirizi	0%	0%	0%	0%	0%	0%	0%	0%	0%
DK	3%	2%	1%	0%	0%	0%	0%	0%	2%



# 2016 GENERAL ELECTIONS

## Presidential candidate by region

	Central I	Central II	East Central	Kampala	Eastern
Gen. Yoweri Kaguta Museveni	67%	64%	78%	61%	71%
Rtd. Col. Dr. Kizza Besigye	19%	24%	14%	23%	20%
John Patrick Amama Mbabazi	8%	6%	3%	6%	4%
None	2%	2%	1%	0%	3%
Dr. Abed Bwanika	3%	1%	1%	4%	0%
NR	1%	3%	0%	0%	1%
Prof. Venancious Baryamureeba	0%	0%	0%	0%	0%
Maj. Gen. Benon Biraaro	0%	0%	0%	0%	0%
Maureen Kyalya	0%	0%	1%	2%	0%
Joseph Mbirizi	0%	0%	0%	0%	0%
DK	0%	1%	0%	3%	0%

	Mid Northern	Mid Western	North East	South Western	West Nile
Gen. Yoweri Kaguta Museveni	72%	78%	81%	64%	79%
Rtd. Col. Dr. Kizza Besigye	13%	16%	13%	27%	11%
John Patrick Amama Mbabazi	13%	3%	4%	8%	9%
None	0%	2%	1%	1%	0%
Dr. Abed Bwanika	0%	0%	0%	0%	1%
NR	1%	0%	1%	0%	0%
Prof. Venancious Baryamureeba	0%	0%	0%	0%	0%
Maj. Gen. Benon Biraaro	0%	0%	0%	0%	0%
Maureen Kyalya	0%	0%	0%	0%	0%
Joseph Mbirizi	0%	0%	0%	0%	0%
DK	0%	0%	1%	0%	0%

# 2016 GENERAL ELECTIONS

Why is the candidate your preferred choice? (Museveni, Besigye, Mbabazi and Bwanika)

He has brought peace and security	55.70%
He has a very developmental manifesto	20.50%
Improved on the education system in the country through UPE, USE	18.70%
He's a performer, experienced and has led well	7.30%
Encouraged girl child education and women emancipation	5.80%
He has developed the road network system	4.60%
He will be able to provide jobs and save us from poverty	2.50%
They are trustworthy with my vote/genuine	2.30%
Improved agriculture and its practices by providing seeds, tools to farmers and other agricultural loan schemes.	1.40%

He has a very developmental manifesto	42.90%
I want to give him/her a chance to rule this country/he/she is young/change in the leadership	30.80%
Has the ability to fight corruption/ fighting tribalism/fights injustice	12.80%
He is capable of addressing people's issues/responsible/integrity/patriotic.	12.60%
He will be able to provide jobs and save us from poverty	8.30%
He's a performer, experienced and has led well	3.40%
They are trustworthy with my vote/genuine	3.20%

He has a very developmental manifesto	36.10%
I want to give him/her a chance to rule this country/he/she is young/change in the leadership	23.90%
He's a performer, experienced and has led well	13.20%
He will be able to provide jobs and save us from poverty	12.70%
He is capable of addressing people's issues/responsible/integrity/patriotic.	9.60%
Has the ability to fight corruption/ fighting tribalism/fights injustice	6.50%

He has a very developmental manifesto	70.20%
I want to give him/her a chance to rule this country/he/she is young/change in the leadership	15.80%
He will be able to provide jobs and save us from poverty	5.30%
He is capable of addressing people's issues/responsible/integrity/patriotic.	5.30%
Has the ability to fight corruption/ fighting tribalism/fights injustice	5.30%
They are trustworthy with my vote/genuine	3.50%
God fearing.	3.50%

# SOCIAL, ECONOMIC AND ACULTURAL ISSUES

Who do you think among the presidential candidates will best solve these issues?

